

# Start Here!

07/29/2024 12:48 pm CDT

## Overview

Welcome to serviceminder! We are happy to have you join us. This is where you find all informational modules for serviceminder. We hope you will discover useful tips by browsing through the helpful videos and feature explanations.

---

## About Us

serviceminder is a robust web and mobile application that allows for more control of your daily tasks, integrates with payment processing for efficiently managing payments, and provides valuable insight for business strategy.

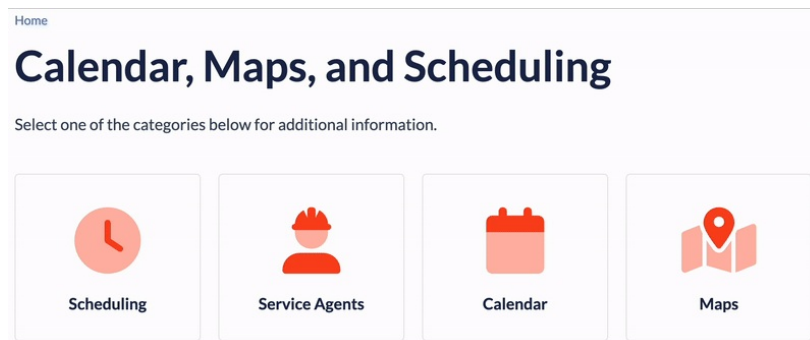
We have been building this tool for over 12 years and adding new features and updates throughout the year. Different businesses and users have their own unique operational needs and workflows. The easiest transition to serviceminder starts with a cohesive process and well-organized flow.

There is always wiggle room for you to do what works best for you; however, we will show you tips and tricks for making the most of our tool.

---

## Navigate the Knowledge Base

The Help section is divided into learning modules with sub-categories.

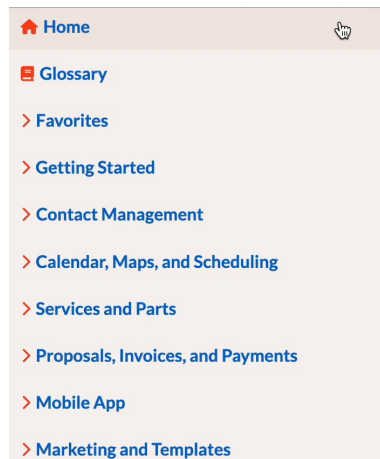


If you are looking for information, you can use the search bar at the top of the page - just type in a keyword and see what comes up!

Search for articles...



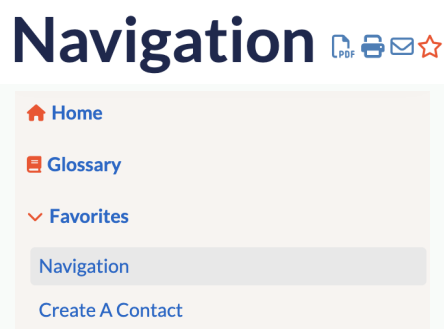
Or use the home page side navigation panel (it opens if you click the menu icon). 



We continuously update these pages and include each webinar we record. There is no limit to the learning you can do. To get you started, we ask that you carefully review all the information in the first learning module before moving onto additional chapters.



You can add your most read pages to your **Favorites** section so it is easy to find whenever you need to reference information. Click the star icon next to the title of the article. Then, a new Favorites section will display in your side navigation panel.



## Video Tutorials

As you read through various articles, some will have video tutorials associated with them. To get started, here are the basic learning videos to give you an understanding of what the tool can do!

## Getting Started